

# SHOFU BLOCK HC SHOFU DISK

Ceramic Based  
Aesthetic CAD/CAM Restorative

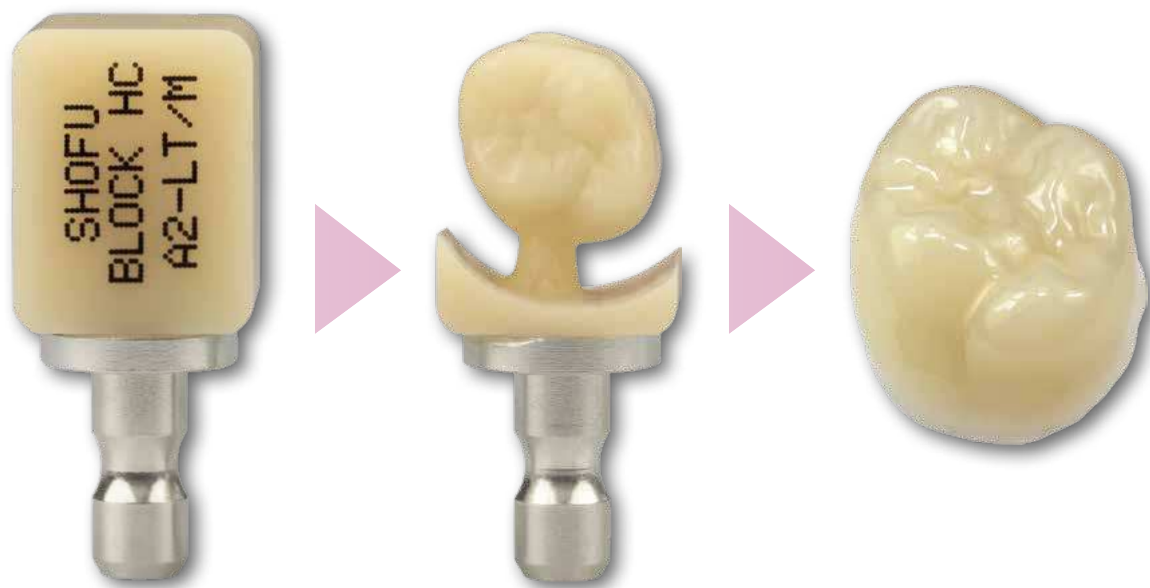


Official Partner  
  
Minimally Invasive  
Cosmetic Dentistry



# Create Natural Aesthetics with High-Strength Materials

SHOFU Block HC and Disk HC are the latest generation of hybrid-ceramic restorative materials for use with dental CAD/CAM milling systems. Thanks to their tooth-like light diffusion and excellent mechanical properties, these hybrid ceramics allow you to produce highly aesthetic and long-lasting anterior and posterior restorations.



Their durability and functional characteristics are unique because the special combination of innovative, porous ceramic fillers ensures outstanding wear resistance. Moreover, the SHOFU hybrid ceramics also feature great handling properties making both milling and polishing easy and quick.

Exceptionally natural translucency, fluorescence and opalescence help to achieve aesthetic results in a very short time.

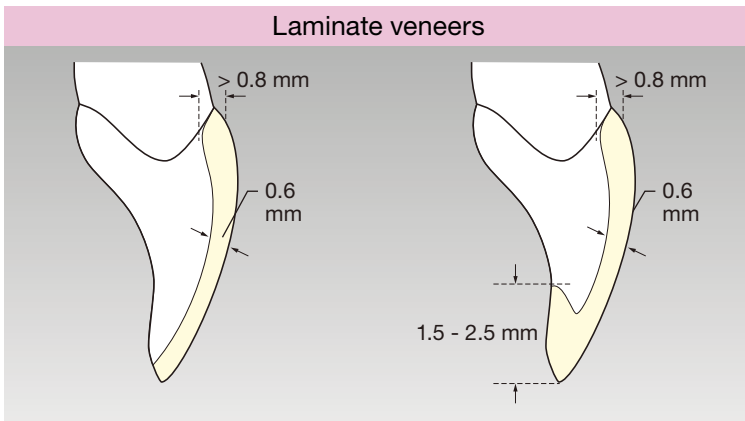
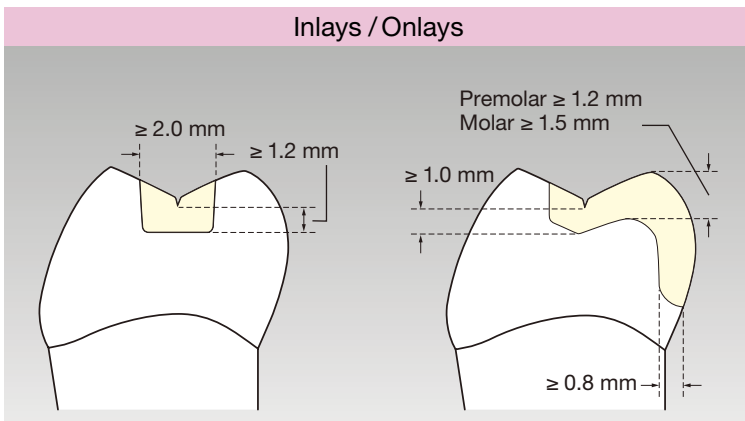
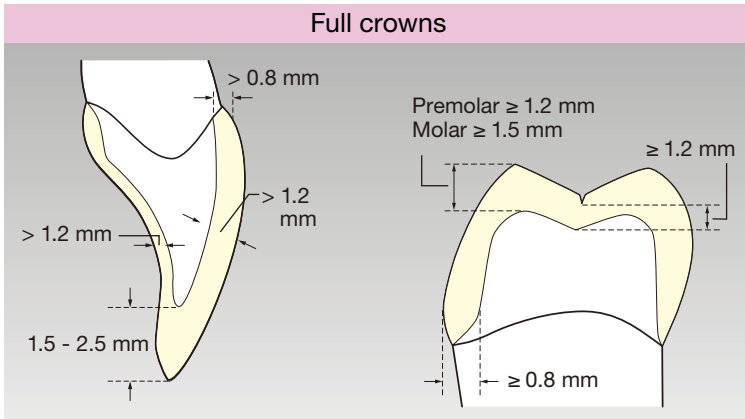


## Wide Range of Indications

The hybrid-ceramic composition provides enormous flexural strength together with high elasticity. In addition, the material absorbs stress, thereby it is definitely an ideal alternative to ceramic or monolithic zirconia restorations.

**SHOFU Block HC/Disk HC are recommended for:**

- Implant supported restorations
- Anterior and posterior crowns
- Inlays/onlays
- Veneers



## Preparation

### Full crowns

A minimum axial reduction of 1.0 mm with a 3-5 degree taper and an incisal / occlusal reduction of at least 1.5 mm in the centric occlusion and all excursions is required. Shoulders must be extended to 1.0 mm lingual to the proximal contact area. All line angles should be rounded with no bevel lines.

### Inlays / Onlays

A traditional inlay/onlay preparation design with no undercuts is recommended. Taper the cavity walls 3-5 degrees to the long axis of the preparation. All internal edges and angles should be round. A minimum occlusal reduction of 1.5 mm in the centric occlusion and all excursions is required.

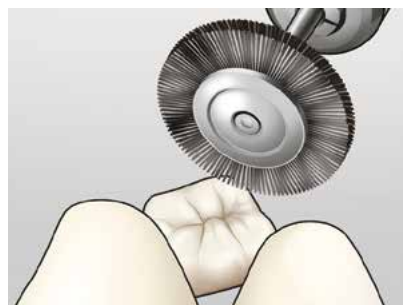
### Laminate veneers

A standard reduction of the labial surface with approx. 0.4 to 0.6 mm is recommended. The reduction of the incisal labial-lingual angle should be 0.5 to 1.5 mm. Keep the preparation of the margins above the gingival tissues. Rounded shoulder or chamfer preparation with no undercuts should be used for all preparations.

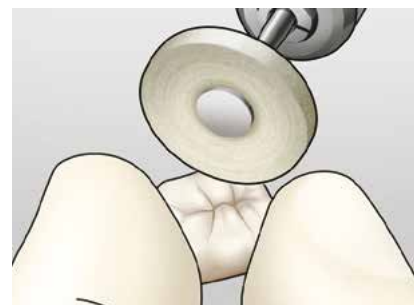
## Finishing and Polishing



Smooth the surface with appropriate polishers (e.g. CeraMaster Coarse, CeraMaster, Super-Snap)



Prepolish with  $Al_2O_3$  impregnated polishing paste Dura-Polish



High-gloss polish with diamond impregnated polishing paste Dura-Polish DIA

# Strong Through and Through

## HC Primer HC

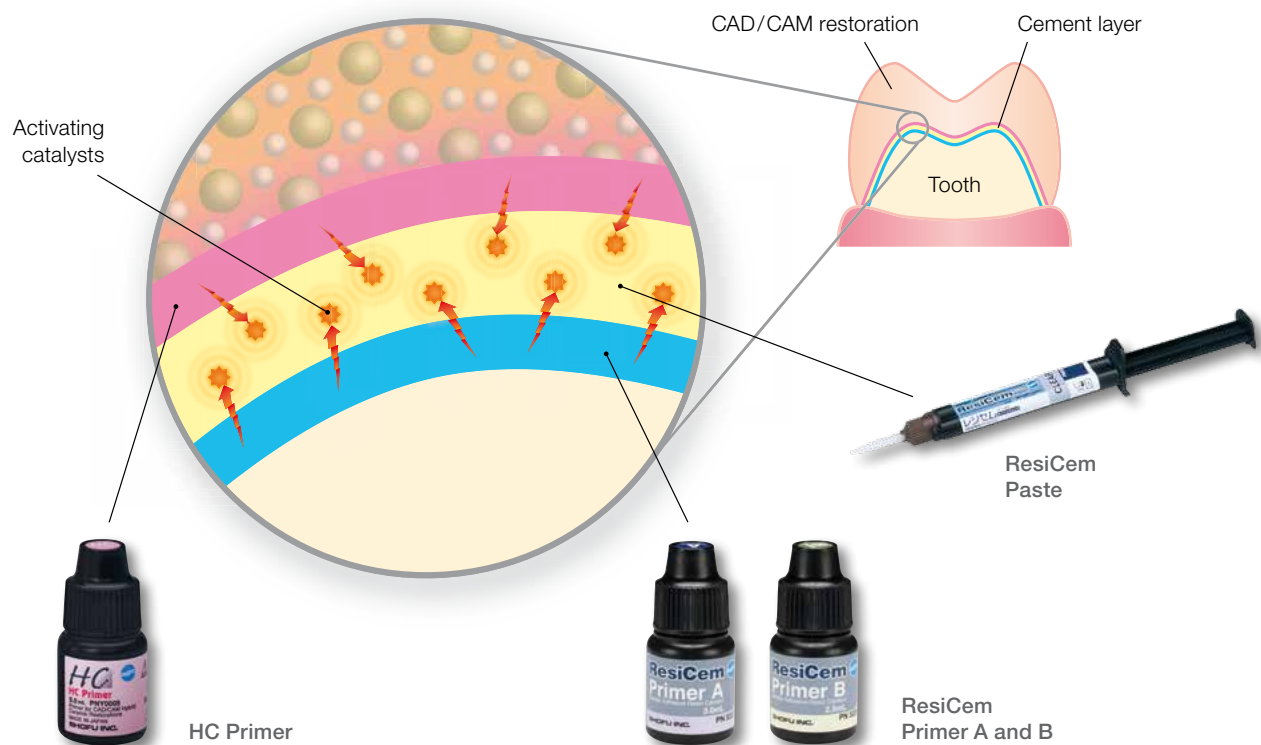
The newly developed bonding system provides the perfect surface pretreatment for reliable adhesive bonding of SHOFU Block HC/Disk HC and all other hybrid ceramics.

Thanks to its innovative monomer composition, the primer penetrates or infiltrates the matrix of a hybrid-ceramic material, ensuring strong micro-mechanical retention between primer and restoration – without the risk of inclusions or bubbles. On the other hand, it forms a durable bond to adhesive resin cements, such as ResiCem.



## Excellent Bonding Strength and Stability

The combination of HC Primer and the dual-curing composite cement ResiCem provides a CAD/CAM luting system with perfectly matched components. HC Primer as well as the self-etching ResiCem Primers A and B contain polymerisation accelerators, affecting the luting composite from both sides during polymerisation to ensure an accelerated and strong curing.

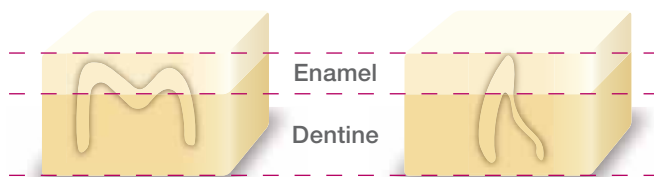


# Shapes and Shades



SHOFU Block HC is available with three different holding pins (Universal, CEREC and Ceramill) and as one and two-layer milling blocks in the most commonly used tooth shades and two translucencies. The two additional enamel shades are particularly suitable for aesthetic inlays, onlays and veneers.

For milling with the aid of open CAM systems, SHOFU Disk HC, 14 mm thick and 98.5 mm in diameter incl. shoulder, is also available.



The 2-layer blocks are modeled after the layering of natural teeth with a chromatic opaque dentine layer and a translucent layer of enamel.

	W2	A1	A2	A3	A3.5	B3	59	OC
<b>LT</b> Low Translucency								
<b>HT</b> High Translucency								
<b>Enamel</b>								

\* VITA is a registered trademark of VITA Zahnfabrik, Bad Säckingen, Germany

## LT – Low Translucency

For dentine and enamel replacement where the base shade is different

## HT – High Translucency

For dentine and enamel replacement where the base shade is identical

## Enamel

For enamel replacement in inlay/onlay and veneer cases

# Order Information



## SHOFU Block HC Intro Set

The attractive entry into the hybrid ceramic CAD/CAM technology includes 10 blocks

PN 2150U - Universal / 2150C - for CEREC



## ResiCem Basic Kit PN 3220

HC Primer  
PN Y0005

Shade	PN 5 pcs.
BLOCK HC (UNIVERSAL)	
1-layer	
W2-LT	2157U
A1-LT	2159U
A2-LT	2161U
A3-LT	2169U
A3.5-LT	2162U
B3-LT	2170U
A1-HT	2158U
A2-HT	2160U
A3-HT	2168U
59 (Incisal)	2171U
OC (Occlusal)	2172U
2-layer	
A2-2L	Z0001
A3-2L	Z0002
A3.5-2L	Z0003

Shade	PN 5 pcs.
BLOCK HC FOR CEREC	
1-layer	
W2-LT	2157C
A1-LT	2159C
A2-LT	2161C
A3-LT	2169C
A3.5-LT	2162C
B3-LT	2170C
A1-HT	2158C
A2-HT	2160C
A3-HT	2168C
59 (Incisal)	2171C
OC (Occlusal)	2172C
2-layer	
A2-2L	Z0008
A3-2L	Z0009
A3.5-2L	Z0010

Shade	PN 5 pcs.
BLOCK HC FOR CERAMILL	
1-layer	
W2-LT	2157A
A1-LT	2159A
A2-LT	2161A
A3-LT	2169A
A3.5-LT	2162A
B3-LT	2170A
A1-HT	2158A
A2-HT	2160A
A3-HT	2168A
59 (Incisal)	2171A
OC (Occlusal)	2172A
2-layer	
A2-2L	Z0014
A3-2L	Z0015
A3.5-2L	Z0016

Shade	PN 1 pc.
DISK HC	
1-layer	
W2-LT	2180S
A1-LT	2181S
A2-LT	2182S
A3-LT	2183S
A3.5-LT	2184S
B3-LT	2185S
A1-HT	2186S
A2-HT	2187S
A3-HT	2188S
59 (Incisal)	2189S
OC (Occlusal)	2190S

The blanks are 14 mm thick and 98.5 mm in diameter (incl. shoulder).

Size M (12 x 14 x 18 mm)



**SHOFU INC.** 11 Kamitakamatsu-cho, Fukuine, Higashiyama-ku, Kyoto 605-0983, Japan ([www.shofu.co.jp](http://www.shofu.co.jp))  
**SHOFU DENTAL ASIA-PACIFIC PTE. LTD.** 10 Science Park Road, #03-12 The Alpha, Science Park II, Singapore 117684 ([www.shofu.com.sg](http://www.shofu.com.sg))  
**SHOFU DENTAL TRADING (SHANGHAI) CO., LTD.** No. 645 Jiye Road, Sheshan Industrial Park, Songjiang, Shanghai 201602, China ([www.shofu.com.cn](http://www.shofu.com.cn))  
**SHOFU DENTAL CORPORATION** 1225 Stone Drive, San Marcos, CA 92078-4059, USA ([www.shofu.com](http://www.shofu.com))  
**SHOFU UK** Riverside House, River Lawn Road, Tonbridge, Kent, TN9 1EP, UK ([www.shofu.co.uk](http://www.shofu.co.uk))  
**SHOFU DENTAL GmbH** Am Brüll 17, 40878 Ratingen, Germany ([www.shofu.de](http://www.shofu.de))  
 SHOFU is a registered trademark of SHOFU INC. All other trademarks and registered trademarks are the property of their respective holders. SHOFU INC. reserves the right to change specifications without notice.

**Dieses Dokument wird Ihnen zur Verfügung gestellt von:**

Med-Dent24 Handelsgesellschaft mbH  
Gotenweg 7  
63128 Dietzenbach

Telefon: +49 (0)6074 803 3615  
Telefax: +49 (0)6074 803 4092  
E-Mail: [info@med-dent24.com](mailto:info@med-dent24.com)

Registergericht: Offenbach am Main  
Registernummer: HRB 56518  
Umsatzsteuer-Identifikation-No.: DE307869540

Geschäftsführerin: Ana Ban